



PORTSIDE
SQUARE

BROCHURE



Contents

A Sea Change	10
Concept	16
Exteriors	20
Interiors	24
Amenities	29
Residences	74
Ellington Art Foundation	94



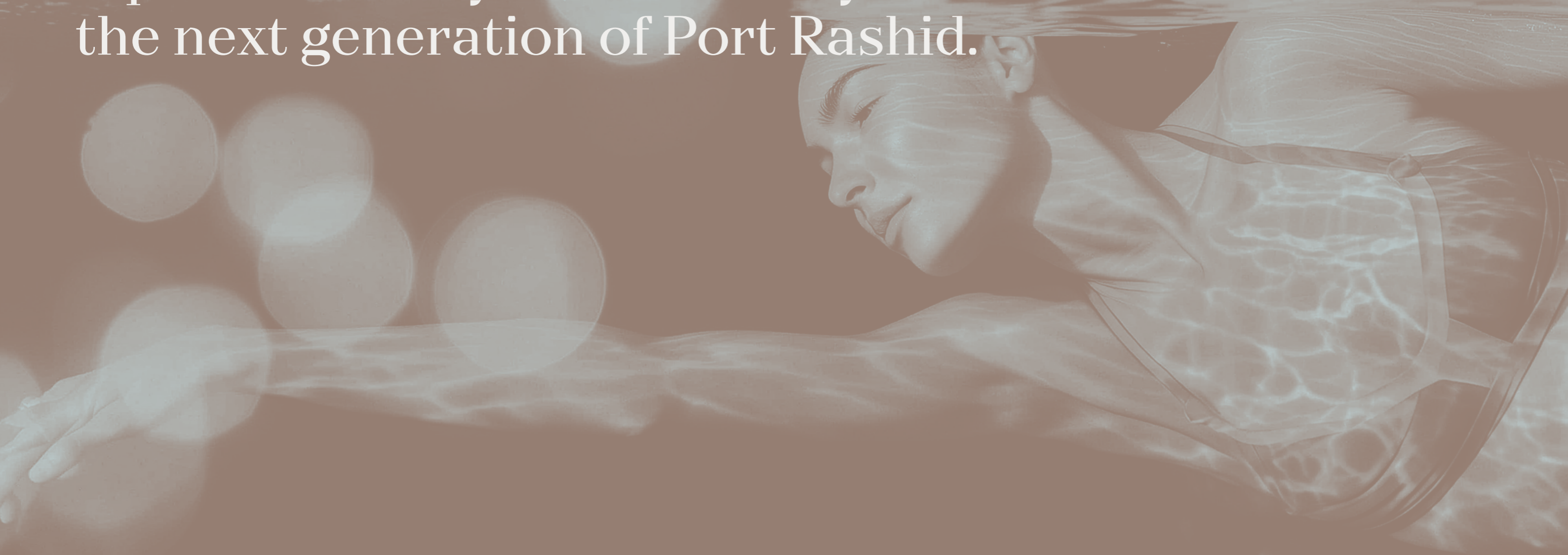
A SEA CHANGE

A story carried by the tide





The tides of time are turning once again, its ebbs and flows welcoming Ellington's latest waterfront icon. An ode to our heritage and a compass for our future, Portside Square carries you effortlessly into the next generation of Port Rashid.





CONCEPT

Flowing Lines, Living Elegance

Anchored in heritage, designed for tomorrow

Honouring Port Rashid's illustrious past, Portside Residences takes the energy of Dubai's heritage into a vision of contemporary elegance. Our concept is inspired by juxtaposing aesthetics, water's fluidity, and angular industrial forms. The result is a beautiful convergence of the dynamic and serene. Every detail reflects a design philosophy where continuity, calm, and sophistication become one with waterfront living.





EXTERIORS

A Waterfront Landmark

Inspired by ocean rhythms

The residential facade of Portside Square expresses calm and continuity through soft, fluid lines, while the amenity pavilion and office building stand as bold, prism-like forms, framing ocean views from a striking architectural contrast.






INTERIORS

Tides of Trade

A life in constant flow

Portside Square's 'Tides of Trade' interiors concept transforms Port Rashid's industrial past into a vision of contemporary elegance. The bold lines of containers, and the shifting patterns of sea are reinterpreted within interior spaces, materials, and textures defined by flow and refinement. Soft transitions, curved forms, and architectural gestures are found in open public areas and intimate residences.







Fluidity Follows Function

Communal spaces at Portside Square intertwine throughout the development, with the unexpected and delightful appearing everywhere from co-working and interactive hubs to wellness studios and tranquil retreats. Each crafted to support balance, creativity, and connection.





LOBBY LOUNGE

The Dock

A threshold between land and sea

Arrive at a place where land meets sea and heritage merges with modern life. A lobby animated with light and shadow, refined materials, and sculptural artworks. Every detail draws from Port Rashid's maritime history. The suspended lights suggest sails in motion, bronze and limestone surfaces echo weathered hulls, and polished concrete inlaid with brass traces historic shipping routes. At its center, a dramatic sculptural feature rises like rigging. Dynamic yet serene, expressive yet refined, the lobby welcomes you to the threshold of contemporary waterfront living.





GAMES STUDIO

The Games Room

An energy fueled arena

The Games Room mixes nostalgia with modern design. In a nod towards the area's beginnings, the space uses mechanical and maritime elements to create a bold, immersive arcade experience. Concrete walls, steel tables, and retro finishes evoke the grit of the historic port, while delicate accents and graphic details celebrate the golden age of gaming. Lounge seating offers a break between rounds in the form of a social hub for connection, competition, and fun.





MAX GROSS 92,500 KG
TARE 71,000 LB
2,700 KG
8,100 LB

CINEMA ROOMS

The Viewing Deck

An immersive escape

Welcome to a secluded cinematic retreat in a space inspired by the hidden below-deck areas of cargo ships. The space features deep navy and charcoal acoustic walls, soft carpeted floors, and rusted metal accents, creating a cocoon of sound and light. Amber-tones and plush seating enhance intimacy, while retractable openings connect to the games area, allowing the room to expand for shared entertainment.



Illuminating imagination

A lighthouse-shaped structure is the centrepiece in a world of maritime wonders for our younger residents. Welcome to a safe and tactile space where imagination sets sail. Wave-patterned flooring, timber play elements, and nautical accents in marine blue, white, and buoy yellow add to the adventure. The soft padded walls and canvas sail features allow fun and exploration in safety. Supporting amenities such as child-friendly toilets and nursing areas ensure comfort and convenience.



CHILDREN'S PLAY AREA


The Lighthouse



The Quiet Deck

Tranquility at low tide

The Quiet Deck is a sanctuary of calm that evokes the gentle rhythms of ocean waves. Organic curves, sandy-toned floors, and soft aqua accents create a serene, grounding environment, accented with subtle bronze details. Specialised wellness features include aqua cycling, saunas and cold plunge therapy, as well as contrast showers to invigorate the body. Aromatherapy and meditative soundscapes nurture the mind to achieve balance, restoration, and mindful renewal within an experience of holistic well-being.






YOGA STUDIO

The Still Harbour

Channel your flowstate

The Still Harbour harmonises movement and calm. Natural materials, warm timber tones, and gentle organic lines create a calming environment filled with soft daylight and views of greenery. The studio supports a variety of practices, including energising morning flows and restorative evening sessions to offer an uncluttered, mindful space where body, breath, and mind align.






FITNESS STUDIO

Turn The Tides

Energy and motion

The Fitness Studio channels dynamic energy through design, motion, and structure. 360° windows offer expansive views and invite natural daylight, adding to the water-like refractions created by the ripple-effect flooring and metallic ceilings. Zoned areas for cardio, strength, and functional training balance utility with style, reinforced by durable finishes, subtle nautical accents, and integrated mirrors. This is a space where energy, focus, and momentum come together, inspiring every workout.





THE CLUBHOUSE

Collectors Lounge

A harbour of enlightenment

The Collector's Lounge is a refined social hub of industrial heritage and contemporary elegance. Modular seating, warm lighting, weathered leather furnishings, and patinated copper detailing materials create an inviting space for connection and conversation. With flexible areas for dining, games, and leisure, the lounge encourages shared experiences surrounded by sculptural accents and bespoke artworks.





Confident & consequential

Standing apart, yet in dialogue with its surroundings, The Harbour Light office building is a bold, prismatic counterbalance to the natural fluidity of Portside Square's residential towers. While homes are shaped to harmonise with the sea, work spaces assert their presence with clarity and purpose, inspired by the area's industrial past. Its diamond-like geometry reflects and refracts, creating a striking image that instills focus, productivity, and distinction. The consequential design is confident, distinctive, and unmistakably iconic



OFFICES

The Harbour Light





Elegance Awaits

Open layouts, abundant natural light, and carefully curated finishes create spaces that feel both modern and timeless. Each residence balances functionality with understated sophistication, providing a sanctuary for living, working, and entertaining.



Artistry in functionality

Kitchens at Portside Square are designed for both beauty and practicality. Flowing surfaces, subtle metallic accents, and intelligent storage solutions blend seamlessly with integrated appliances. Central islands serve as functional workspaces and social hubs, and floor-to-ceiling windows bathe the space in natural light.



KITCHENS

Integrated & Effortless



Minimal & Meticulous

Envisioned for everyday ease

Dual hand and rain showers, integrated sinks, and soft ambient lighting create calming environments for cleansing and rejuvenation. Timber-effect storage and subtly framed mirrors add warmth and refinement, creating soothing spaces for enhanced daily rituals.






BEDROOMS

Soft & Sumptuous

Retreat to tranquility

Bedrooms at Portside Square allow you to truly relax under high ceilings and expansive windows that fill the space with natural light. Sleek walk-in closets and sculptural shelving are an elegant storage solution, complemented by soft, integrated lighting that awakens your senses to serenity.







LIVING AREAS

Intimate & Connected

Seamless transitions for socialising

Expansive, light-filled spaces connect naturally to dining and kitchen areas, offering openness without sacrificing intimacy. High ceilings, contemporary finishes, and subtle detailing craft an environment where gatherings feel inviting and everyday moments become exceptional.








ELLINGTON ART FOUNDATION

Nurturing New Talent



Ellington Art Foundation aims to nurture the UAE's emerging talent across painting, photography, sculpture, installation, and mixed media. Through workshops and competitions, we use our position as a leading design-led developer to help raise the profile of regional artists by showcasing their work in our buildings.





800 8288
info@ellingtongroup.com

ELLINGTONPROPERTIES.AE